

Scaled data based on original data using
LM-79-08 Approved Method: Electrical and Photometric Measurements of Solid-
State Lighting Products

Test Report Prepared for
Cooper Lighting Solutions
(formerly Eaton)

Brand: INVUE

Report Number: P141447

Luminaire Tested: **EMM-F03-LED-E1-SLL-7060**

Issue Date: 03/03/2020

Test Information

Test Method: LM-79-08
Report Number: P141447
REPORT IS SCALED FROM IESNA LM-79-08 TEST DATA (P33693)
Test Lab: INNOVATION CENTER-P3
Issue Date: 03/03/2020
Manufacturer: COOPER LIGHTING SOLUTIONS (FORMERLY EATON)
Product Line: INVUE
Catalog Number: EMM-F03-LED-E1-SLL-7060
Description: EPIC MODERN MEDIUM DECORATIVE LED LUMINAIRE
(3) LIGHTBARS WITH AccuLED OPTICS - 90° SPILL LIGHT ELIMINATOR LEFT
Light Source: (21) 5700K CCT, 70 CRI LEDs
Ballast/Driver: -

Summary

Lumens per Lamp: N/A
Luminaire Lumens: 6646.6 lumens
Efficiency: N/A
Efficacy: 84.9 lumens/watt
Luminous Opening: Rectangular (W 0.5' x L: 1' x H: 0')
IES Classification: Type IV - Short - Non-Cutoff
BUG Rating: B1 - U0 - G3

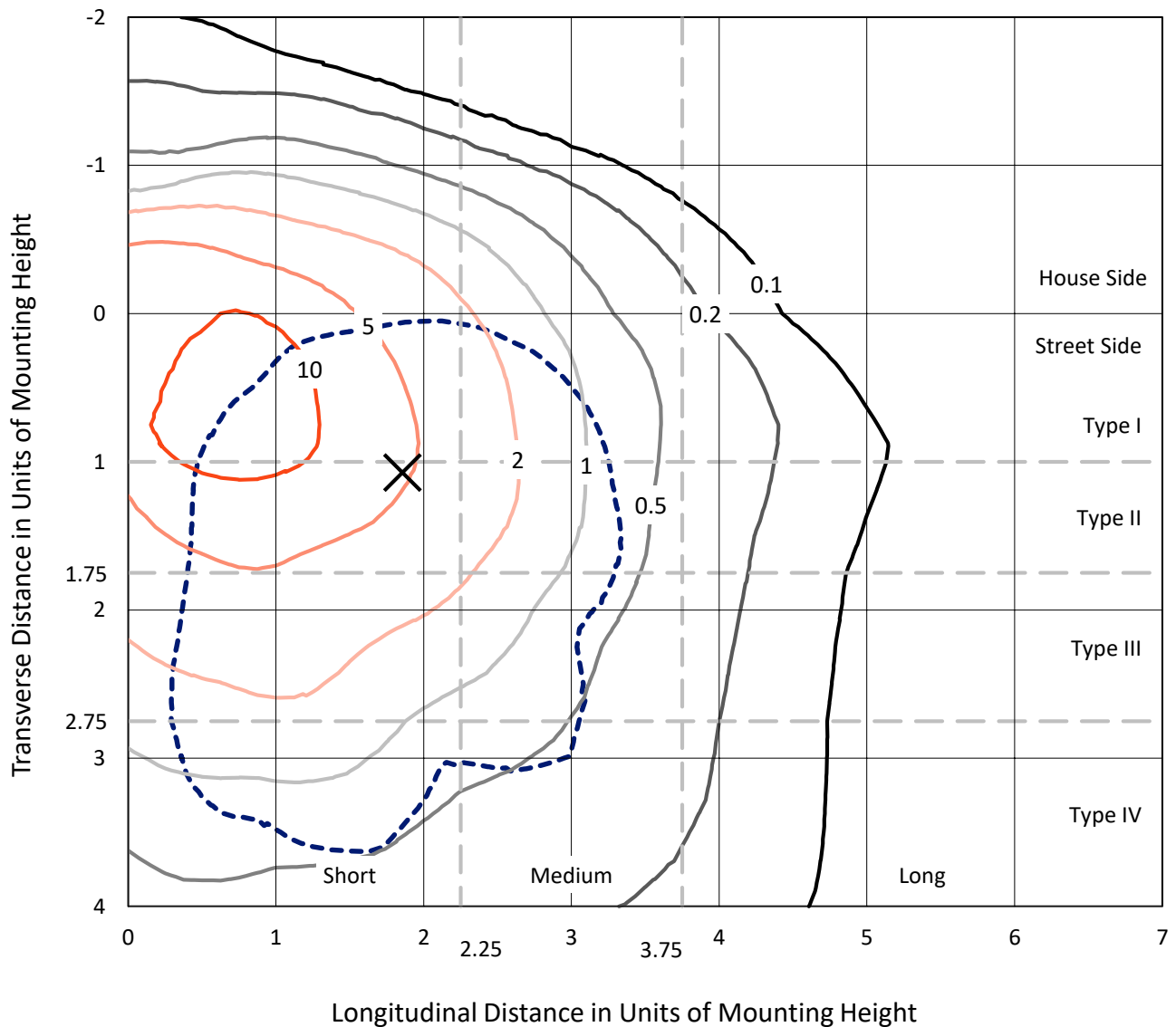
Input Watts (W): 78.3
Input Voltage (V): NR
Input Current (Ain): NR
Voltage Rise (V): NR
Power Factor: NR
Total Harmonic Distortion (THDi): NR
Frequency (hertz): 60
Stabilization Time: NR
Operation Time: NR
Ambient Temperature (°C): NR
Test Distance: 25 FT



REPORT NUMBER: P141447
 CATALOG NUMBER: EMM-F03-LED-E1-SLL-7060

Iso-Footcandle Lines of Horizontal Illumination

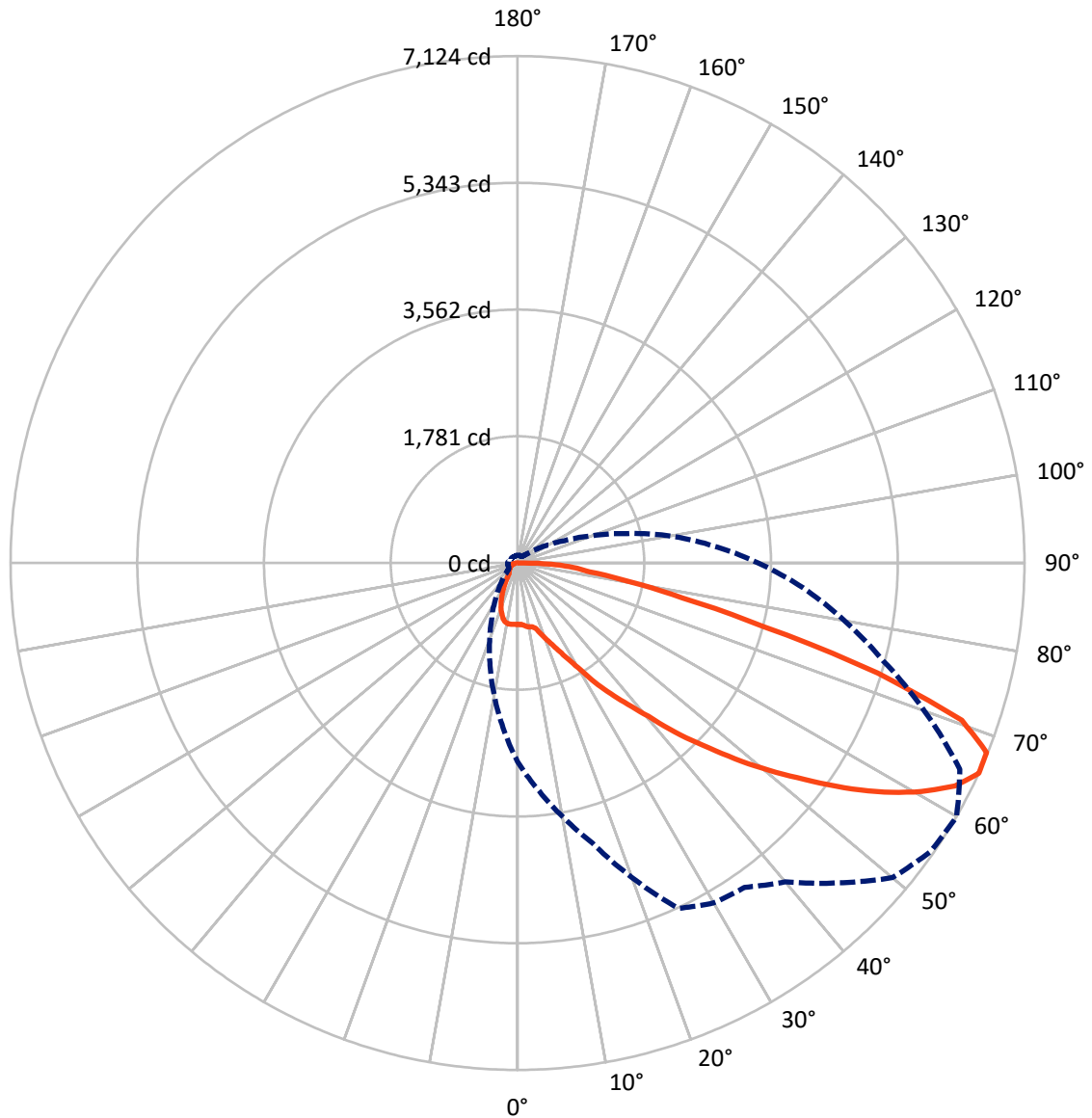
× Max cd
 - - - 1/2 Max cd



Based on 10 foot mounting height. Maximum calculated value = 14 fc
 Type IV - Short - Non-Cutoff

REPORT NUMBER: P141447
CATALOG NUMBER: EMM-F03-LED-E1-SLL-7060

Luminous Intensity Polar Plot



— Vertical Plane Through 60-Deg Lateral - - - Horizontal Cone Through 65-Deg Vertical

REPORT NUMBER: P141447

CATALOG NUMBER: EMM-F03-LED-E1-SLL-7060

FLUX DISTRIBUTION:

		Downward	Upward	Total
House Side	Lumens	1232.8	0.0	1232.8
	% Fixture	18.5	0.0	18.5
Street Side	Lumens	5413.9	0.0	5413.9
	% Fixture	81.5	0.0	81.5
Total	Lumens	6646.6	0.0	6646.6
	% Fixture	100.0	0.0	100.0

ZONAL LUMENS:

Zone	Lumens	% Fixture
0°-10°	83.6	1.3
10°-20°	251.1	3.8
20°-30°	417.1	6.3
30°-40°	609.8	9.2
40°-50°	927.5	14.0
50°-60°	1333.3	20.1
60°-70°	1639.2	24.7
70°-80°	1096.6	16.5
80°-90°	288.5	4.3
90°-100°	0.0	0.0
100°-110°	0.0	0.0
110°-120°	0.0	0.0
120°-130°	0.0	0.0
130°-140°	0.0	0.0
140°-150°	0.0	0.0
150°-160°	0.0	0.0
160°-170°	0.0	0.0
170°-180°	0.0	0.0
0°-90°	6646.6	100.0
0°-180°	6646.6	100.0

Coefficient of Utilization



REPORT NUMBER: P141447

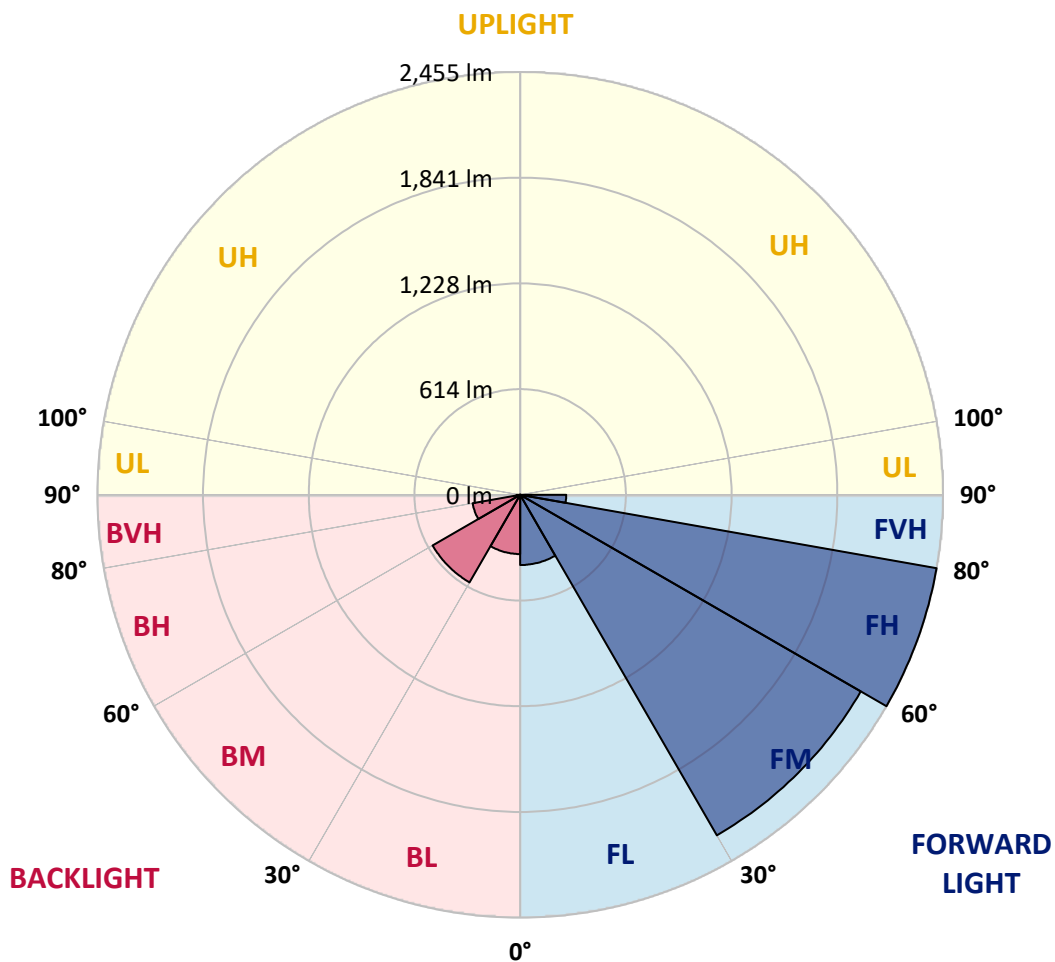
CATALOG NUMBER: EMM-F03-LED-E1-SLL-7060

LUMINAIRE CLASSIFICATION SYSTEM LUMEN TABLE AND BUG RATING:

Zone		Lumens	% Fixture	Zone Rating/Lumen Limit		
				B	U	G
FL	(0°-30°)	407.7	6.1			
FM	(30°-60°)	2283.4	34.4			
FH	(60°-80°)	2455.2	36.9			G2/5000
FVH	(80°-90°)	267.5	4.0			G3/500
BL	(0°-30°)	344.1	5.2	B1/500		
BM	(30°-60°)	587.2	8.8	B1/1000		
BH	(60°-80°)	280.6	4.2	B1/500		G1/500
BVH	(80°-90°)	21.0	0.3			G1/100
UL	(90°-100°)	0.0	0.0		U0/0	
UH	(100°-180°)	0.0	0.0		U0/0	

BUG Rating: B1-U0-G3

Type IV Short





REPORT NUMBER: P141447

CATALOG NUMBER: EMM-F03-LED-E1-SLL-7060

CANDELA DISTRIBUTION (FULL):

	0°	5°	10°	15°	20°	25°	30°	35°	40°	45°	50°
0°	864.0	864.0	864.0	864.0	864.0	864.0	864.0	864.0	864.0	864.0	864.0
2.5°	864.9	865.7	865.7	864.9	864.0	864.9	863.2	864.9	864.0	863.2	864.0
5°	853.9	854.7	856.4	856.4	858.1	861.5	862.3	866.6	869.1	869.9	873.3
7.5°	827.6	831.8	834.4	837.8	842.8	851.3	857.2	867.4	875.0	881.8	891.1
10°	811.5	816.6	821.7	829.3	836.9	847.9	858.1	870.8	881.0	891.1	902.1
12.5°	815.7	821.7	828.4	834.4	846.2	856.4	869.1	884.3	889.4	899.6	908.9
15°	850.5	855.5	860.6	867.4	878.4	890.3	907.2	924.2	927.5	938.6	948.7
17.5°	897.1	897.9	906.4	918.2	928.4	947.9	968.2	991.1	1005.5	1012.3	1018.2
20°	945.3	947.9	961.4	972.4	995.3	1020.7	1050.4	1084.3	1096.1	1125.8	1136.8
22.5°	1017.3	1016.5	1032.6	1047.8	1073.2	1100.4	1143.6	1190.1	1217.2	1240.1	1248.6
25°	1126.6	1129.2	1126.6	1148.6	1174.9	1218.9	1262.1	1308.7	1324.8	1364.6	1383.3
27.5°	1235.0	1254.5	1280.8	1287.6	1319.7	1370.6	1404.5	1454.4	1493.4	1504.4	1534.9
30°	1335.8	1376.5	1419.7	1456.1	1513.7	1575.6	1626.4	1683.1	1685.7	1706.0	1714.5
32.5°	1438.3	1501.9	1565.4	1612.0	1667.9	1750.1	1844.1	1936.4	1996.6	2058.4	2027.1
35°	1567.1	1666.2	1755.1	1827.1	1874.6	1950.8	2059.2	2209.2	2305.7	2379.4	2421.8
37.5°	1684.8	1834.8	1971.1	2073.6	2189.7	2243.9	2315.1	2423.5	2534.5	2603.1	2638.6
40°	1771.2	1976.2	2169.4	2317.6	2465.0	2594.6	2684.4	2772.5	2922.4	3008.0	3014.7
42.5°	1839.0	2099.9	2332.8	2545.5	2762.3	2943.6	3052.0	3163.8	3354.4	3453.5	3445.9
45°	1885.6	2192.2	2481.1	2742.8	3005.4	3241.8	3451.0	3617.0	3811.8	4000.7	3962.6
47.5°	1926.2	2268.5	2598.8	2894.5	3209.6	3504.4	3765.3	3999.0	4256.6	4511.5	4526.8
50°	1966.9	2330.3	2705.6	3046.1	3401.0	3771.2	4086.3	4387.0	4708.9	5033.3	5107.9
52.5°	2022.8	2399.8	2804.7	3184.2	3596.7	3987.2	4338.7	4713.1	5111.3	5424.7	5636.4
55°	2106.7	2496.3	2927.5	3322.2	3772.0	4202.3	4591.1	5023.2	5389.1	5776.2	6077.8
57.5°	2243.9	2625.1	3069.8	3473.0	3941.4	4397.2	4801.2	5254.4	5603.4	6032.9	6411.5
60°	2417.6	2800.4	3230.7	3651.7	4140.5	4670.8	5078.2	5413.7	5763.5	6198.1	6653.8
62.5°	2614.9	2998.6	3427.3	3861.8	4417.5	4991.8	5341.7	5533.1	5838.0	6311.6	6810.5
65°	2788.6	3184.2	3611.9	4072.7	4701.3	5354.4	5515.3	5563.6	5849.1	6357.3	6878.3
67.5°	2930.9	3385.8	3784.7	4243.8	5000.3	5584.8	5518.7	5422.1	5699.1	6246.3	6748.7
70°	3005.4	3475.6	3866.9	4259.1	5063.8	5617.0	5385.7	5123.1	5249.3	5784.7	6204.8
72.5°	2923.3	3405.2	3714.4	3958.4	4683.5	5220.5	4925.7	4430.2	4545.4	5063.8	5172.2
75°	2601.4	3183.3	3363.7	3355.3	3745.8	4023.6	3810.1	3494.2	3788.1	4004.1	3893.2
77.5°	1942.3	2607.3	2708.1	2522.6	2605.6	2839.4	2637.8	2883.4	3240.1	3337.5	3127.4
80°	1221.5	1911.0	1922.0	1690.8	1646.7	1738.2	1998.3	2520.9	2861.4	2841.1	2563.3
82.5°	680.2	1239.3	1357.0	1145.2	1091.0	1315.5	1779.7	2057.5	2012.7	1995.7	1634.0
85°	465.0	846.2	1034.3	991.9	1097.0	1312.1	1459.5	1304.5	1256.2	1069.9	868.3
87.5°	188.9	381.2	641.2	737.0	781.9	959.7	840.3	684.4	526.9	499.8	429.5
90°	0.0	0.0	0.0	0.0	0.0	0.0	0.0	0.0	0.0	0.0	0.0



REPORT NUMBER: P141447

CATALOG NUMBER: EMM-F03-LED-E1-SLL-7060

CANDELA DISTRIBUTION (continued):

	55°	60°	65°	70°	75°	80°	85°	90°	95°	100°	105°
0°	864.0	864.0	864.0	864.0	864.0	864.0	864.0	864.0	864.0	864.0	864.0
2.5°	861.5	863.2	863.2	864.0	864.9	865.7	865.7	865.7	866.6	867.4	866.6
5°	874.2	876.7	878.4	878.4	880.1	881.8	883.5	882.7	885.2	886.9	887.7
7.5°	894.5	899.6	903.8	907.2	908.9	908.9	908.9	906.4	908.9	909.8	910.6
10°	908.9	914.8	915.7	919.1	918.2	917.4	915.7	914.0	914.8	916.5	919.1
12.5°	913.1	919.1	920.8	923.3	922.5	921.6	918.2	918.2	917.4	919.9	922.5
15°	947.9	953.0	961.4	953.8	954.7	947.9	941.9	938.6	936.9	938.6	940.3
17.5°	1027.5	1036.0	1032.6	1020.7	1019.9	1005.5	1002.9	986.0	986.0	986.0	980.9
20°	1136.8	1135.9	1130.0	1118.1	1092.7	1087.6	1069.0	1055.5	1042.8	1040.2	1034.3
22.5°	1256.2	1243.5	1240.1	1215.6	1199.5	1169.0	1141.0	1130.8	1119.0	1116.4	1115.6
25°	1372.3	1377.3	1352.8	1340.9	1300.3	1273.2	1257.1	1231.6	1231.6	1228.3	1224.0
27.5°	1518.0	1534.9	1507.8	1490.9	1452.7	1414.6	1386.7	1371.4	1355.3	1344.3	1313.8
30°	1723.8	1734.8	1716.2	1681.4	1634.0	1566.2	1528.1	1511.2	1481.5	1444.3	1394.3
32.5°	2013.5	1998.3	1934.7	1873.7	1811.9	1747.5	1701.8	1671.3	1625.5	1551.0	1456.1
35°	2388.8	2257.5	2177.8	2094.0	2022.8	1950.8	1916.1	1861.0	1756.8	1635.7	1508.6
37.5°	2573.4	2515.0	2423.5	2360.8	2276.1	2204.1	2125.3	2031.3	1896.6	1723.0	1546.8
40°	2943.6	2833.5	2762.3	2691.2	2587.0	2488.7	2382.0	2230.4	2013.5	1797.5	1576.4
42.5°	3332.4	3251.1	3122.3	3027.4	2949.5	2786.9	2617.5	2405.7	2132.9	1865.3	1603.5
45°	3838.9	3652.6	3493.3	3412.9	3259.5	3061.3	2864.0	2561.6	2243.1	1936.4	1634.0
47.5°	4348.0	4108.3	3944.0	3794.1	3630.6	3364.6	3057.1	2697.1	2327.8	1995.7	1659.4
50°	4894.4	4578.4	4388.7	4209.1	3939.7	3617.9	3226.5	2808.9	2415.9	2051.6	1682.3
52.5°	5450.1	5051.1	4780.0	4570.8	4237.1	3838.9	3379.8	2925.0	2509.9	2105.8	1700.9
55°	5949.9	5575.5	5225.6	4902.9	4501.4	4038.9	3520.4	3029.1	2594.6	2162.6	1712.8
57.5°	6403.0	6076.9	5659.3	5226.5	4744.5	4224.4	3650.0	3141.8	2674.2	2204.1	1711.9
60°	6713.9	6523.3	6089.6	5561.9	4998.6	4394.6	3805.9	3267.2	2744.5	2233.7	1705.2
62.5°	6937.5	6899.4	6520.8	5884.6	5206.1	4547.9	3956.7	3371.4	2795.3	2237.1	1676.4
65°	7077.3	7123.9	6857.9	6089.6	5322.2	4664.8	4031.2	3380.7	2758.9	2181.2	1600.1
67.5°	6989.2	7109.5	6856.2	6000.7	5211.2	4555.6	3922.0	3224.8	2564.9	2007.6	1429.0
70°	6442.9	6623.3	6373.4	5411.1	4668.2	4133.7	3519.6	2769.9	2206.6	1653.5	1129.2
72.5°	5053.7	5291.7	5073.1	4413.3	3864.4	3417.1	2961.4	2175.3	1682.3	1214.7	759.0
75°	3486.6	3578.0	3447.6	2991.9	2823.3	2648.8	2222.7	1462.1	1111.4	749.7	446.4
77.5°	2704.7	2373.5	2123.6	1937.3	1933.9	1901.7	1454.4	875.0	665.0	412.5	248.2
80°	2033.8	1596.7	1318.0	1152.9	1198.6	1340.1	847.9	449.0	343.9	227.9	152.5
82.5°	1338.4	1019.0	813.2	720.0	727.6	840.3	426.1	247.3	169.4	129.6	99.1
85°	815.7	792.0	706.5	641.2	591.3	577.7	331.2	189.7	94.0	66.9	50.8
87.5°	398.1	471.8	576.0	583.6	501.5	425.2	172.0	54.2	39.8	21.2	15.2
90°	0.0	0.0	0.0	0.0	0.0	0.0	0.0	0.0	0.0	0.0	0.0



REPORT NUMBER: P141447

CATALOG NUMBER: EMM-F03-LED-E1-SLL-7060

CANDELA DISTRIBUTION (continued):

	110°	115°	120°	125°	130°	135°	140°	145°	150°	155°	160°
0°	864.0	864.0	864.0	864.0	864.0	864.0	864.0	864.0	864.0	864.0	864.0
2.5°	867.4	871.6	869.9	869.1	869.1	873.3	873.3	871.6	871.6	872.5	872.5
5°	887.7	892.0	890.3	891.1	892.8	893.7	896.2	893.7	892.0	893.7	892.8
7.5°	911.5	915.7	914.8	916.5	918.2	919.9	921.6	920.8	919.1	919.1	918.2
10°	921.6	930.1	933.5	936.9	941.1	942.8	945.3	945.3	941.9	941.9	937.7
12.5°	928.4	935.2	943.6	948.7	956.3	962.3	964.8	965.7	963.1	959.7	955.5
15°	942.8	947.9	956.3	961.4	970.7	978.4	983.5	982.6	979.2	969.9	957.2
17.5°	978.4	977.5	980.9	984.3	986.8	991.1	989.4	981.8	965.7	948.7	930.9
20°	1031.7	1030.9	1025.8	1018.2	1008.9	997.0	978.4	955.5	928.4	897.9	870.8
22.5°	1107.1	1099.5	1092.7	1072.4	1040.2	1000.4	952.1	907.2	875.0	845.4	815.7
25°	1207.1	1188.4	1155.4	1108.0	1057.2	997.9	927.5	867.4	826.7	792.0	762.4
27.5°	1269.8	1226.6	1171.5	1106.3	1038.5	962.3	884.3	825.1	779.3	741.2	707.3
30°	1323.1	1245.2	1168.1	1085.1	999.5	920.8	838.6	775.1	721.7	679.4	638.7
32.5°	1352.8	1248.6	1152.0	1052.9	959.7	869.9	781.0	712.4	661.6	609.0	553.1
35°	1371.4	1238.4	1121.5	1009.7	907.2	814.0	720.9	645.5	578.6	514.2	458.3
37.5°	1376.5	1221.5	1081.7	961.4	844.5	742.9	654.8	566.7	499.8	430.3	365.9
40°	1374.0	1189.3	1031.7	886.0	763.2	665.0	579.4	498.9	425.2	363.4	301.6
42.5°	1363.8	1152.9	972.4	824.2	700.5	606.5	527.7	446.4	380.3	314.3	261.7
45°	1360.4	1117.3	927.5	776.8	658.2	565.8	488.8	410.0	340.5	277.8	225.3
47.5°	1352.8	1085.1	886.0	740.3	623.4	534.5	454.9	377.8	305.8	249.0	198.2
50°	1335.8	1050.4	855.5	712.4	594.6	503.2	421.8	338.8	268.5	212.6	173.7
52.5°	1318.0	1028.3	836.1	684.4	564.2	465.9	385.4	301.6	235.5	183.0	153.3
55°	1300.3	1011.4	809.8	651.4	524.3	427.8	346.5	269.4	207.5	162.6	141.5
57.5°	1280.8	988.5	777.6	609.0	479.4	385.4	304.1	231.3	180.4	146.5	132.1
60°	1264.7	956.3	721.7	549.8	419.3	326.1	252.4	193.1	153.3	132.1	126.2
62.5°	1222.3	894.5	641.2	462.5	340.5	255.0	192.3	150.8	128.8	118.6	119.4
65°	1119.8	756.4	509.1	360.9	238.9	171.1	137.2	115.2	105.0	105.0	107.6
67.5°	943.6	576.0	360.9	229.6	156.7	123.7	105.0	95.7	94.0	95.7	100.0
70°	668.3	373.6	226.2	149.9	117.7	100.0	90.6	87.2	85.6	87.2	88.9
72.5°	411.7	220.2	144.0	116.9	100.8	89.8	83.9	81.3	80.5	80.5	79.6
75°	224.5	147.4	115.2	101.6	91.5	83.0	77.1	72.8	72.0	72.8	71.2
77.5°	143.2	115.2	102.5	94.0	84.7	73.7	68.6	65.2	65.2	64.4	62.7
80°	111.8	102.5	94.0	85.6	71.2	62.7	57.6	56.8	55.9	55.1	55.1
82.5°	83.9	81.3	77.1	69.5	56.8	50.0	47.4	47.4	46.6	44.0	44.0
85°	48.3	47.4	50.8	44.9	38.1	33.0	33.0	33.9	34.7	33.9	31.3
87.5°	16.1	13.6	14.4	14.4	11.9	9.3	12.7	15.2	14.4	12.7	15.2
90°	0.0	0.0	0.0	0.0	0.0	0.0	0.0	0.0	0.0	0.0	0.0



REPORT NUMBER: P141447

CATALOG NUMBER: EMM-F03-LED-E1-SLL-7060

CANDELA DISTRIBUTION (continued):

	165°	170°	175°	180°	185°	190°	195°	200°	205°	210°	215°
0°	864.0	864.0	864.0	864.0	864.0	864.0	864.0	864.0	864.0	864.0	864.0
2.5°	869.9	871.6	875.0	871.6	869.9	869.9	868.3	869.1	866.6	864.0	864.9
5°	891.1	889.4	891.1	888.6	883.5	882.7	879.3	879.3	875.9	872.5	870.8
7.5°	914.8	912.3	913.1	908.1	902.1	897.9	893.7	892.0	887.7	882.7	879.3
10°	933.5	930.9	929.2	923.3	915.7	911.5	905.5	902.1	897.9	891.1	887.7
12.5°	945.3	939.4	936.0	925.9	919.1	914.8	908.1	906.4	901.3	895.4	892.8
15°	942.8	929.2	919.1	907.2	897.9	892.0	886.0	884.3	881.8	879.3	874.2
17.5°	901.3	884.3	873.3	848.8	835.2	829.3	828.4	827.6	825.9	825.9	820.0
20°	843.7	824.2	807.3	783.5	765.8	759.8	743.7	739.5	734.4	739.5	734.4
22.5°	792.0	767.5	748.0	728.5	707.3	690.4	669.2	659.0	644.6	641.2	642.9
25°	737.0	706.5	681.9	659.0	636.2	612.4	593.0	578.6	569.2	556.5	544.7
27.5°	670.0	644.6	611.6	593.0	565.8	539.6	519.3	504.0	487.1	476.9	460.0
30°	602.3	563.3	530.3	504.0	474.4	461.7	442.2	426.1	410.8	399.8	385.4
32.5°	514.2	473.5	438.8	408.3	388.0	370.2	358.3	344.8	337.1	327.8	318.5
35°	421.0	370.2	328.7	315.1	292.2	293.1	287.2	280.4	274.5	266.0	265.1
37.5°	317.7	277.8	250.7	233.8	230.4	225.3	226.2	225.3	223.6	221.1	221.1
40°	251.6	216.0	198.2	194.8	194.8	194.0	193.1	193.1	193.1	191.4	190.6
42.5°	215.2	189.7	183.8	182.1	180.4	179.6	177.9	175.3	175.3	173.7	171.1
45°	189.7	175.3	173.7	172.0	172.0	169.4	166.9	165.2	164.3	163.5	161.8
47.5°	173.7	166.0	164.3	162.6	161.8	160.1	157.6	155.0	154.2	153.3	153.3
50°	155.9	150.8	150.8	150.8	148.2	146.5	144.0	142.3	142.3	141.5	140.6
52.5°	143.2	140.6	139.8	138.9	137.2	134.7	133.0	132.1	131.3	132.1	131.3
55°	137.2	135.5	134.7	133.0	131.3	128.8	127.1	124.5	123.7	125.4	125.4
57.5°	130.4	129.6	128.8	127.1	125.4	122.0	119.4	117.7	117.7	120.3	119.4
60°	127.9	127.1	126.2	125.4	122.8	118.6	114.4	112.7	112.7	115.2	115.2
62.5°	122.0	121.1	120.3	119.4	116.0	112.7	108.4	106.7	107.6	109.3	111.8
65°	111.0	111.8	111.0	111.0	108.4	105.9	103.3	101.6	100.8	101.6	104.2
67.5°	100.8	101.6	101.6	101.6	100.8	98.3	96.6	94.0	92.3	93.2	94.0
70°	91.5	92.3	93.2	93.2	91.5	88.9	86.4	83.9	83.0	83.9	83.9
72.5°	81.3	81.3	81.3	82.2	81.3	80.5	77.1	73.7	73.7	72.8	73.7
75°	71.2	71.2	71.2	71.2	69.5	69.5	67.8	64.4	63.5	64.4	65.2
77.5°	62.7	61.0	60.1	60.1	60.1	58.4	57.6	57.6	56.8	56.8	56.8
80°	51.7	50.0	48.3	47.4	48.3	48.3	50.0	50.0	49.1	49.1	49.1
82.5°	40.7	37.3	36.4	36.4	34.7	36.4	39.8	44.0	42.4	43.2	43.2
85°	29.6	26.3	24.6	24.6	22.9	26.3	30.5	33.9	32.2	33.9	33.0
87.5°	13.6	12.7	10.2	8.5	10.2	15.2	17.8	18.6	16.1	19.5	19.5
90°	0.0	0.0	0.0	0.0	0.0	0.0	0.0	0.0	0.0	0.0	0.0



REPORT NUMBER: P141447

CATALOG NUMBER: EMM-F03-LED-E1-SLL-7060

CANDELA DISTRIBUTION (continued):

	220°	225°	230°	235°	240°	245°	250°	255°	260°	265°	270°
0°	864.0	864.0	864.0	864.0	864.0	864.0	864.0	864.0	864.0	864.0	864.0
2.5°	868.3	864.9	864.0	864.9	863.2	865.7	865.7	864.9	864.9	864.0	865.7
5°	873.3	869.1	866.6	866.6	864.9	867.4	865.7	864.9	864.0	864.0	864.0
7.5°	881.0	875.0	870.8	868.3	864.9	864.9	862.3	859.8	858.1	857.2	857.2
10°	887.7	879.3	872.5	866.6	861.5	857.2	853.0	847.1	845.4	843.7	844.5
12.5°	886.9	877.6	867.4	858.1	846.2	841.1	830.1	823.4	823.4	819.1	821.7
15°	868.3	852.2	837.8	822.5	808.1	797.9	784.4	776.8	772.5	771.7	777.6
17.5°	812.3	797.1	783.5	766.6	748.0	741.2	731.9	728.5	725.9	730.2	734.4
20°	737.0	717.5	704.8	694.6	694.6	692.9	688.7	682.7	677.7	676.8	681.9
22.5°	630.2	622.6	625.1	618.4	618.4	615.0	621.8	610.7	616.7	611.6	614.1
25°	541.3	537.9	536.2	535.4	535.4	541.3	540.4	542.1	536.2	539.6	538.7
27.5°	460.8	456.6	450.6	454.0	457.4	461.7	463.4	464.2	469.3	460.0	463.4
30°	383.7	376.9	381.2	377.8	379.5	378.6	378.6	378.6	382.0	388.8	383.7
32.5°	314.3	310.9	315.1	309.2	310.0	310.0	308.3	305.8	307.5	299.9	305.8
35°	260.1	255.8	259.2	256.7	254.1	247.3	244.8	240.6	241.4	239.7	238.9
37.5°	217.7	216.9	214.3	214.3	212.6	211.8	207.5	208.4	209.2	210.9	210.9
40°	188.1	187.2	186.4	188.1	188.9	189.7	191.4	193.1	195.7	198.2	200.8
42.5°	171.1	171.1	171.1	174.5	177.0	181.3	183.8	187.2	190.6	194.8	198.2
45°	160.9	160.1	161.8	164.3	168.6	172.8	177.0	182.1	187.2	191.4	194.0
47.5°	152.5	151.6	153.3	155.9	160.1	166.9	172.8	178.7	184.7	188.9	190.6
50°	141.5	141.5	142.3	144.8	149.1	155.0	160.9	167.7	173.7	177.0	178.7
52.5°	133.0	133.8	133.8	136.4	140.6	145.7	151.6	157.6	161.8	164.3	167.7
55°	124.5	126.2	126.2	128.8	133.0	138.9	146.5	151.6	156.7	160.1	162.6
57.5°	118.6	119.4	119.4	122.8	127.9	133.0	140.6	147.4	153.3	157.6	160.9
60°	113.5	114.4	113.5	117.7	122.0	127.9	134.7	142.3	150.8	156.7	159.3
62.5°	109.3	109.3	108.4	111.8	114.4	117.7	123.7	132.1	139.8	144.8	147.4
65°	104.2	104.2	102.5	105.9	105.9	111.0	115.2	122.8	128.8	134.7	136.4
67.5°	94.0	95.7	94.9	97.4	100.8	104.2	109.3	115.2	121.1	125.4	127.9
70°	83.9	84.7	87.2	88.9	92.3	94.0	98.3	102.5	108.4	111.0	113.5
72.5°	74.5	75.4	77.1	78.8	82.2	83.9	87.2	90.6	95.7	98.3	100.8
75°	65.2	66.1	66.9	68.6	70.3	72.0	73.7	77.1	80.5	83.9	86.4
77.5°	55.9	56.8	59.3	58.4	60.1	61.0	63.5	65.2	66.9	70.3	73.7
80°	49.1	48.3	50.0	50.8	52.5	52.5	54.2	54.2	56.8	56.8	57.6
82.5°	41.5	40.7	42.4	44.9	45.7	45.7	47.4	44.0	43.2	44.0	46.6
85°	31.3	32.2	33.0	36.4	37.3	37.3	39.0	36.4	33.0	33.0	34.7
87.5°	17.8	13.6	19.5	22.9	22.9	23.7	25.4	24.6	23.7	18.6	19.5
90°	0.0	0.0	0.0	0.0	0.0	0.0	0.0	0.0	0.0	0.0	0.0



REPORT NUMBER: P141447
 CATALOG NUMBER: EMM-F03-LED-E1-SLL-7060

REPORT N
 CATALOG

CANDELA DISTRIBUTION (continued):

CANDELA

	275°	280°	285°	290°	295°	300°	305°	310°	315°	320°	325°	
0°	864.0	864.0	864.0	864.0	864.0	864.0	864.0	864.0	864.0	864.0	864.0	0°
2.5°	864.9	865.7	866.6	867.4	868.3	867.4	869.1	867.4	868.3	866.6	865.7	2.5°
5°	864.0	864.9	864.9	866.6	867.4	864.9	866.6	864.0	864.0	862.3	859.8	5°
7.5°	858.1	859.8	859.8	861.5	861.5	858.9	858.9	853.9	852.2	846.2	842.0	7.5°
10°	846.2	848.8	850.5	853.9	855.5	851.3	848.8	842.8	836.1	829.3	822.5	10°
12.5°	825.9	826.7	832.7	837.8	840.3	842.8	841.1	840.3	833.5	829.3	826.7	12.5°
15°	779.3	786.1	792.0	803.9	812.3	821.7	828.4	836.1	839.5	843.7	845.4	15°
17.5°	738.6	746.3	750.5	760.7	769.1	783.5	801.3	820.8	834.4	851.3	867.4	17.5°
20°	681.9	694.6	698.0	714.1	725.1	743.7	763.2	787.8	814.9	841.1	869.9	20°
22.5°	618.4	624.3	631.1	648.0	661.6	685.3	714.9	748.8	780.2	816.6	858.1	22.5°
25°	541.3	548.9	555.7	574.3	593.8	615.8	651.4	692.9	732.7	781.0	835.2	25°
27.5°	465.0	471.0	482.8	496.4	518.4	542.1	586.2	631.9	677.7	736.1	800.5	27.5°
30°	385.4	391.3	397.3	413.4	436.2	464.2	504.0	558.2	612.4	675.1	751.4	30°
32.5°	309.2	310.9	322.7	334.6	354.1	377.8	421.0	473.5	532.0	608.2	683.6	32.5°
35°	241.4	251.6	256.7	272.8	284.6	309.2	345.6	393.9	454.9	532.0	613.3	35°
37.5°	214.3	217.7	224.5	236.3	252.4	274.5	299.9	337.1	389.7	454.9	531.1	37.5°
40°	204.1	207.5	212.6	221.9	237.2	257.5	278.7	308.3	349.0	400.7	469.3	40°
42.5°	200.8	201.6	203.3	211.8	227.0	249.9	275.3	303.3	334.6	376.1	430.3	42.5°
45°	196.5	196.5	197.4	203.3	216.9	240.6	272.8	308.3	343.9	381.2	426.9	45°
47.5°	193.1	194.0	193.1	195.7	205.8	228.7	264.3	307.5	354.9	403.2	453.2	47.5°
50°	179.6	179.6	180.4	181.3	188.9	210.9	245.7	293.1	351.5	416.8	485.4	50°
52.5°	168.6	170.3	170.3	172.0	177.0	194.8	229.6	279.5	343.1	419.3	511.6	52.5°
55°	165.2	166.9	167.7	167.7	171.1	186.4	219.4	266.8	333.7	416.8	521.8	55°
57.5°	162.6	164.3	165.2	164.3	166.9	179.6	210.1	256.7	323.6	410.8	526.0	57.5°
60°	160.1	160.9	159.3	157.6	158.4	169.4	196.5	242.3	311.7	402.4	524.3	60°
62.5°	148.2	149.1	147.4	145.7	144.0	152.5	177.0	221.9	287.2	382.9	510.8	62.5°
65°	138.1	138.1	138.1	136.4	134.7	139.8	157.6	195.7	252.4	348.1	479.4	65°
67.5°	129.6	128.8	128.8	127.9	126.2	127.9	138.9	165.2	209.2	293.1	422.7	67.5°
70°	116.0	115.2	116.0	115.2	113.5	113.5	118.6	133.0	162.6	215.2	328.7	70°
72.5°	102.5	103.3	105.0	105.0	105.0	105.9	105.9	110.1	126.2	154.2	223.6	72.5°
75°	88.1	88.9	91.5	94.9	93.2	94.0	94.0	96.6	105.0	122.0	156.7	75°
77.5°	74.5	77.1	80.5	81.3	78.8	78.8	80.5	84.7	92.3	102.5	119.4	77.5°
80°	61.0	64.4	65.2	66.9	67.8	67.8	69.5	72.8	80.5	93.2	106.7	80°
82.5°	48.3	50.8	53.4	55.9	57.6	60.1	61.0	62.7	70.3	83.0	98.3	82.5°
85°	36.4	39.0	42.4	44.9	46.6	49.1	48.3	49.1	53.4	63.5	74.5	85°
87.5°	22.0	22.0	24.6	25.4	26.3	26.3	28.0	24.6	26.3	33.9	40.7	87.5°
90°	0.0	0.0	0.0	0.0	0.0	0.0	0.0	0.0	0.0	0.0	0.0	90°



NUMBER: P141447

NUMBER: EMM-F03-LED-E1-SLL-7060

DISTRIBUTION (continued):

330°	335°	340°	345°	350°	355°	360°
864.0	864.0	864.0	864.0	864.0	864.0	864.0
866.6	865.7	864.9	865.7	867.4	867.4	864.9
860.6	858.1	856.4	856.4	856.4	855.5	853.9
840.3	836.1	833.5	831.8	831.0	831.0	827.6
818.3	815.7	810.7	809.0	809.8	812.3	811.5
823.4	815.7	813.2	813.2	812.3	816.6	815.7
851.3	851.3	847.9	847.1	845.4	850.5	850.5
881.0	888.6	892.0	888.6	889.4	890.3	897.1
897.1	919.1	930.9	940.3	941.1	946.2	945.3
899.6	939.4	970.7	991.1	1009.7	1019.0	1017.3
886.9	941.9	997.0	1048.7	1087.6	1108.8	1126.6
869.9	935.2	1006.3	1079.2	1142.7	1199.5	1235.0
830.1	913.1	1004.6	1097.8	1188.4	1269.8	1335.8
774.2	869.9	979.2	1102.0	1229.1	1341.8	1438.3
699.7	802.2	935.2	1086.0	1253.7	1421.4	1567.1
619.2	731.9	877.6	1058.8	1266.4	1484.9	1684.8
548.9	659.9	819.1	1024.1	1264.7	1526.4	1771.2
503.2	607.4	768.3	991.1	1256.2	1550.1	1839.0
487.9	581.9	734.4	964.8	1251.1	1567.1	1885.6
508.2	589.6	726.8	953.0	1249.4	1586.6	1926.2
555.7	631.9	755.6	972.4	1264.7	1606.1	1966.9
600.6	691.2	818.3	1028.3	1321.4	1662.8	2022.8
637.0	755.6	886.0	1102.0	1402.8	1750.9	2106.7
657.3	805.6	974.1	1204.5	1513.7	1880.5	2243.9
665.8	840.3	1049.5	1312.1	1653.5	2028.7	2417.6
662.4	856.4	1103.7	1410.4	1779.7	2191.4	2614.9
641.2	856.4	1137.6	1489.2	1885.6	2321.0	2788.6
590.4	826.7	1141.0	1534.9	1966.9	2430.3	2930.9
497.2	741.2	1084.3	1529.8	1992.3	2465.0	3005.4
348.1	553.1	904.7	1382.4	1883.9	2382.8	2923.3
216.0	344.8	648.0	1069.0	1567.9	2022.0	2601.4
151.6	209.2	371.0	676.8	1079.2	1506.9	1942.3
126.2	154.2	211.8	372.7	648.9	928.4	1221.5
109.3	124.5	147.4	212.6	330.4	494.7	680.2
81.3	90.6	101.6	139.8	208.4	305.8	465.0
33.0	37.3	41.5	55.9	127.9	176.2	188.9
0.0	0.0	0.0	0.0	0.0	0.0	0.0

(END OF REPORT)